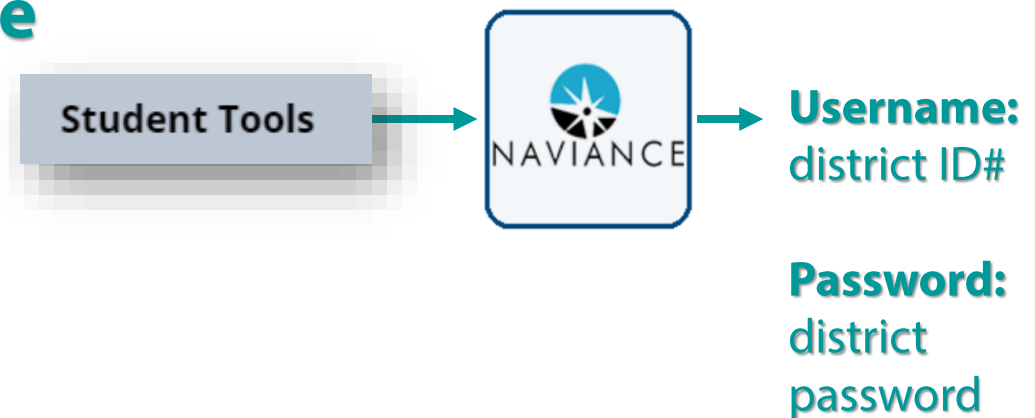


# Welcome!

## Entry Task:

### 1. Log in to **Naviance**



Warm up: *Imagine who you want to be 5 years from now. What is one question you'd ask your future self?*

# KNOW BEFORE YOU GO

---

Naviance Student

# High Schools in our District

**Everett High  
School**



**Cascade High  
School**



**H. M. Jackson  
High School**



**Sequoia High  
School**



\*Click the button to be taken to the school website.

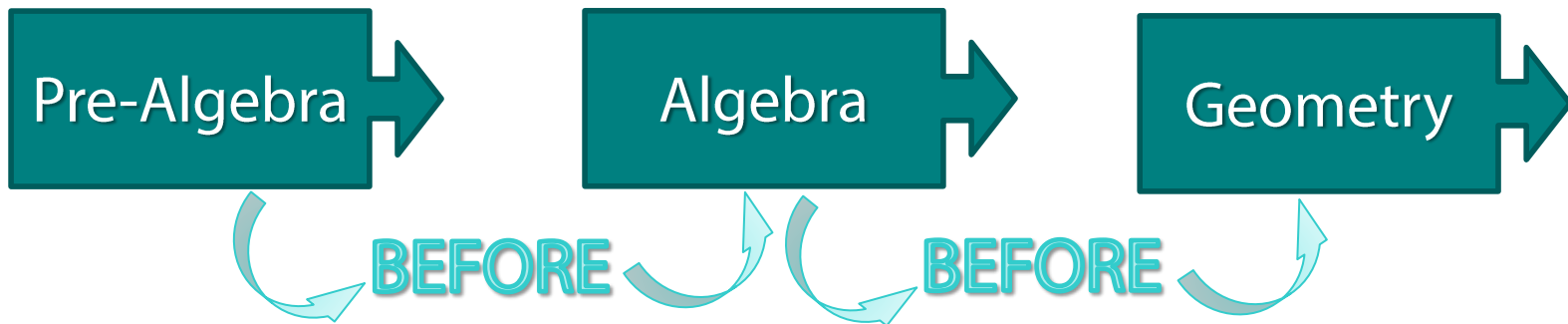
# KEY TERMS TO KNOW

---

# Pre-requisite

Some classes you take have a pre-requisite class you need to complete to be eligible.

See the example of math below:



# Post-secondary Options

Post-secondary is any college, training and/or career plans after high school.

Post-Secondary Options
Apprenticeship
Community College
Employment
Four-Year College & University
Internship
Military
Technical & Trade College

# High School & Beyond Plan

The **High School and Beyond Plan** a survey taken each year from 8<sup>th</sup> grade to 12<sup>th</sup> grade.

Students think about their future goals and how to accomplish them based on their interests and exploring future career options.

Students complete the survey starting in 8<sup>th</sup> grade then update it each year based on their changing interests or goals.

# Transcript

Your transcript is a paper summarizing your classes, grades, and cumulative GPA.

Your name, student ID, & parent/guardian

Grade Point Table

The high school name & address

WASHINGTON STATE HIGH SCHOOL  
TRANSCRIPT

REPORT DATE: 06/24/2010

GRADUATION DATE:

SCHOOL OF RECORD  
SCHOOL NAME, ADDRESS, PHONE NUMBER  
WM JACKSON HIGH  
1508 136TH ST SE  
MILL CREEK, WA 98012  
425-385-7000  
SCHOOL DISTRICT NAME  
EVERETT SCHOOL DISTRICT

\*\*\* SCHOOLS ATTENDED \*\*\*

Entry	Exit	School	City, State
09/2009		WM JACKSON HIGH	MILL CREEK, WA

\*\*\*\*\* COURSE DESIGNATION KEY \*\*\*\*\*

- INTL BACCALAUREATE A = ADVANCE PLACEMENT
- COLLEGE IN THE HS R = RUNNING START
- TECH PREP B = HSCH CORE
- HSCHS OPTION

\*\*\*\*\* ACADEMIC RECORD \*\*\*\*\*

Description	Grd	Earn	Attp	Course
/YR: 02/2010 GRD LEV: 09				
11 FAMILY HEALTH	B+	0.50	0.50	B
51 ENGLISH 1 HONOR	D+	0.50	0.50	HB
01 ALG 2 TRIG	C	0.50	0.50	B
81 ALGEBRA 7/8	A	1.00	1.00	B
91 GEOMETRY 7/8	B	1.00	1.00	B
01 PE 1	B	0.50	0.50	B
51 COORD SCI HON	C+	0.50	0.50	HB
11 FRENCH 1	C+	0.50	0.50	B
/YR: 06/2010 GRD LEV: 09				
25 CHILDO DEV	F	0.00	0.50	B
52 ENGLISH 1 HONOR	D+	0.50	0.50	HB
01 INTRO ART	B	0.50	0.50	B
02 ALG 2 TRIG	C	0.50	0.50	B
52 COORD SCI HON	C	0.50	0.50	HB
12 FRENCH 1	D	0.50	0.50	B

\* REPORT PERIOD AND CUMULATIVE SUMMARY \*

Mo/Yr	Earn	Attp	GPA	Earn	Attp	GPA
02/2010	5.00	5.00	3.00	13.80	2.760	
06/2010	2.50	3.00	3.00	4.65	1.550	
Relative:	7.50	8.00	7.00	8.00	4.310	

\*\*\*\*\* ADDITIONAL STATE REQUIREMENTS \*\*\*\*\*

High School & Beyond Plan  
Initiating Project

\*\*\*\*\* END OF TRANSCRIPT RECORD \*\*\*\*\*

For information about the State of Washington High School Transcript please visit the official website of the Washington State Board of Education.

HSBP GR 7 LESSON 3 OF 3

PAGE 1 of 1

Middle School Alg. 1, English or 9<sup>th</sup> grade English, Geom. & Coordinated Science can be added to your H.S. Transcript

1<sup>st</sup> semester classes, grades & credits earned

2<sup>nd</sup> semester classes, grades & credits earned

Cumulative GPA

Cumulative credits earned

NOTICE: If you fail a class, you won't earn credit



# GPA

Based on the grades you earn each semester, your GPA or *Grade Point Average* is calculated.

This number indicates the average of the grades you receive

\*Most schools use a point system from 0-4.

A	=	4.0 points
A-	=	3.7 points
B+	=	3.3 points
B	=	3.0 points
B-	=	2.7 points
C+	=	2.3 points
C	=	2.0 points
C-	=	1.7 points
D	=	1.0 points
F	=	0.0 points

# Credit

For every class you pass each semester you receive 0.5 credit.



\*In high school, you will need **24** credits total in 4-years to graduate.

# MS for HS Credit

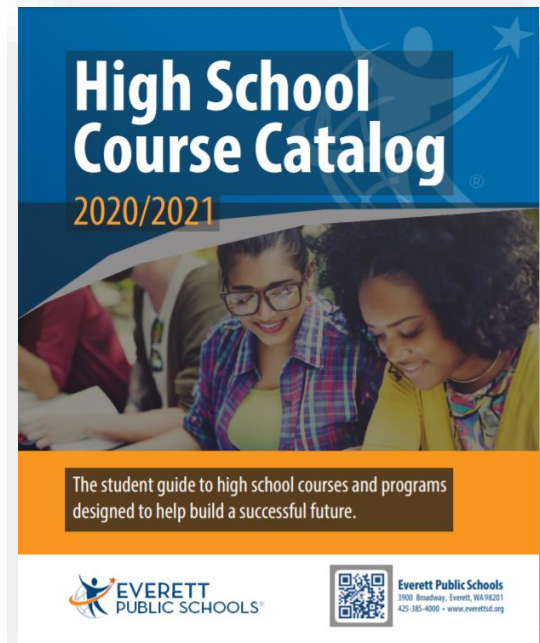
Students can take middle school courses for high school credit. After the first semester of high school, these courses will appear on the official transcript.

<b>Specific Middle School Courses:</b>	Washington State History	Coordinated Science	Computer Applications
Algebra 1	Geometry	English 1	Spanish 1

# Electives

Throughout high school you will take exploratory classes based on your personal interests called **“elective”** classes.

Names of the courses and descriptions are found in the [course catalog](#).



# Advanced Placement (AP)

Many colleges will award credit or waive requirements for demonstrated proficiency through the AP exams.

Students can begin taking AP courses as early as 9<sup>th</sup> grade.

\*If you are interested in AP courses, also check out the AP Capstone program.

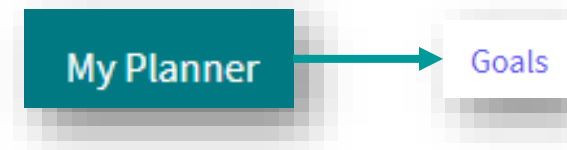
The logo for AP Capstone, featuring the letters 'AP' in a green serif font, followed by the word 'Capstone' in a dark blue serif font, with a small 'TM' trademark symbol to the right. The entire logo is enclosed in a thin grey rectangular border.

THINK AHEAD TO...8<sup>TH</sup> GRADE!

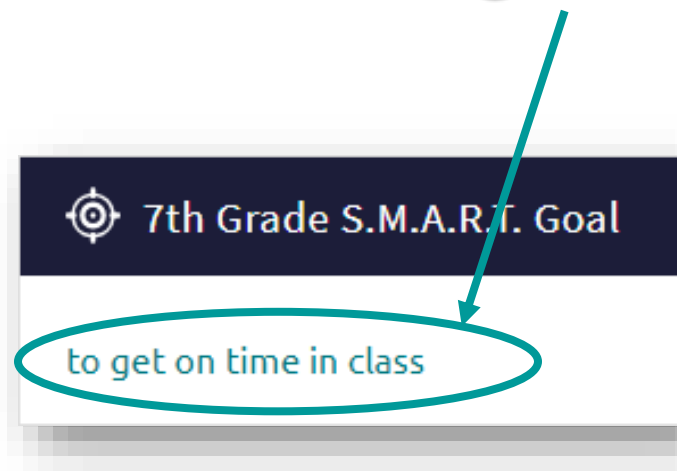
---

# Access Your Goal in Naviance

Click on the **My Planner > Goals**



Click the link to review what you wrote for your **7<sup>th</sup> grade S.M.A.R.T goal.**



# What are My Next Steps?

Think about the progress you made as a 7<sup>th</sup> grade, middle school student this year.

Was I able to make progress towards or complete my goal this year?

Were there roadblocks I faced along the way?

What will I need to focus on as an 8<sup>th</sup> grader next year as I get ready for high school?



COMPLETE THE LESSON...

---

# Complete the Lesson Task...

To complete the lesson, click **My Planner** > **Tasks** > **Tasks you Need to Work on**. Click the title of the task to **Complete 7<sup>th</sup> Grade Advice to Future Self** then click the link to begin.



# Naviance Questions?

If you have any questions, please contact [naviance@everettsd.org](mailto:naviance@everettsd.org).

Be sure to provide your name and school.

To check messages sent to you through Naviance *Student*, login and click the icon for your **messages** in the upper-right corner.

